

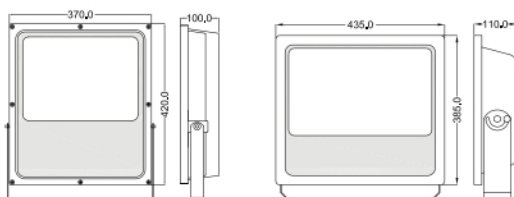




### Product Images



### Dimensions



### TECHNICAL PARAMETERS

Model	MAX FLOOD LIGHT			
Product Code	SFL-05	SFL-06	SFL-07	SFL-08
Power Wattage	100W ~ 120W	150W ~ 180W	200W ~ 300W	300W ~ 350W
Length (mm)	292	352	420	385
Width (mm)	262	318	370	435
Height (mm)	80	89	100	110
LED Color Temperature	3000k   4000k   6000k			
Beam Angle	30°   60°   90°			
Optical Cover	Toughened Glass			
Light Source	OSRAM   BRIDGELUX   CREE			
Housing Material	Aluminium Pressure Die-Casting			
Power Requirement	AC 120 ~ 300V , 50 ~ 60Hz			
Protection Rating	IP 66			
Lumen / W	100lm / W			
CRI	≥ 70 Ra   ≥ 80 Ra			
Operating Temperature	-10°C - +50°C			
Driver	Integrated Driver			
Power Factor & THD	> 0.9   < 10%			
Nett Weight (gms)	2970 g	5100 g	6300 g	8050 g